

Robert M. Kuhn, Angie S. Hinrichs, Ann Zweig, Matt Speir, Brian Raney, Brian T. Lee, Steve Heitner, Maximillian Haeussler, Luvina Guruvadoo, Pauline Fujita, Hiram Clawson, Jonathan Caspar, Donna Karolchik, Galt Barber and W. James Kent  
UC Santa Cruz Genomics Institute, University of California Santa Cruz (UCSC)



## Genome Browser - Displaying variants

<http://genome.ucsc.edu>

### Display variants in the Genome Browser

#### NORMAL VARIATION

Normal variation is contained in these data tracks:

- Common SNPs
- 1000 Genomes
- Personal Genome Variants
- Exome Variant Server
- Database of Genomic Variants (DGV)

Coming: ExAC 66K exomes data

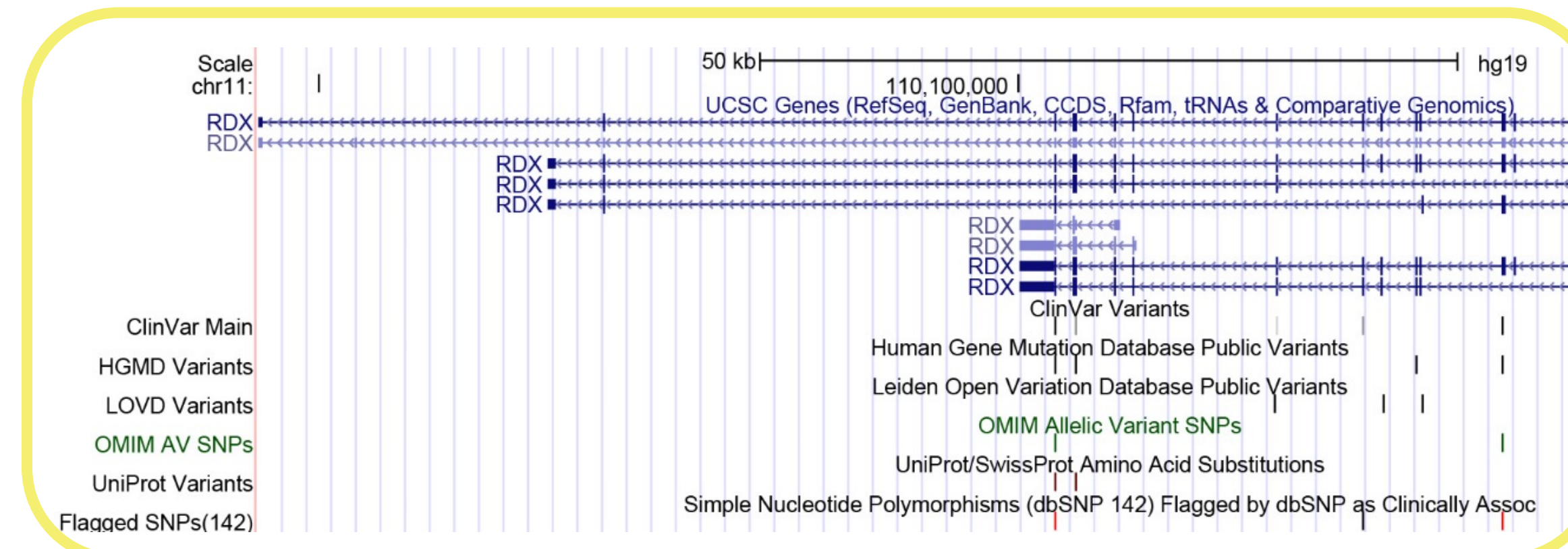
#### DISEASE-ASSOCIATED

Variation associated with disease is viewed by aggregating multiple resources:

- ClinVar
- Human Mutation Database (HGMD – public version only)
- Leiden Open Variation Database (LOVD)
- Online Mendelian Inheritance in Man (OMIM AV SNPs)
- UniProt (amino-acid-level data only)
- dbSNP (Clinical-flag SNPs)



- Load these views as live sessions:
- user Example
  - session hg19\_variants3normal
  - session hg19\_variants3



## Track Data Hubs

### Why Track Data Hubs?

It is useful to be able to see your own data on the Genome Browser. For small datasets, direct upload to the Browser is straightforward.

Large datasets, however, cause a timeout during upload and cannot be displayed. This includes whole-exome variant sets.

Track Hubs allow the user to host the data on an http:-accessible site, where the Genome Browser can pull only data needed for display.

To use the Variant Annotation Integrator (VAI) on a large file, the data must be in VCF format (files in pgSnp format may be uploaded directly to the Browser).

Details for working with VCF:

<http://genome.ucsc.edu/goldenPath/help/vcf.html>

Other data types supported by track hubs: bigBed, bigwig, BAM, bigGenePred

## Genome Browser-in-a-Box

### Bring the Browser to your desktop – free for academic use

Download an image of the Browser and build a Virtual Machine on your desktop, right next to your data. Our data will be fetched from the Web as needed.

YOUR data never leaves the house.

GBiB runs on Windows, Mac or Linux systems via a Virtual Machine (VM).


It reverses the paradigm of data handling – most of the standard Browser data are loaded as needed through the Web, while your own data are treated locally rather than uploaded to the Browser.

1. Download and install a virtual machine to your system: [virtualbox.org](http://virtualbox.org)
2. Download the GBiB from [genome-store.ucsc.edu](http://genome-store.ucsc.edu)
3. Install the GBiB – requires about 20 Gb of disk space for read/write, but occupies only 7 Gb as downloaded.

You can make local copies of Browser data that you use regularly to increase speed.

Learn more about the GBiB:

<http://genome.ucsc.edu/goldenPath/help/gbib.html>



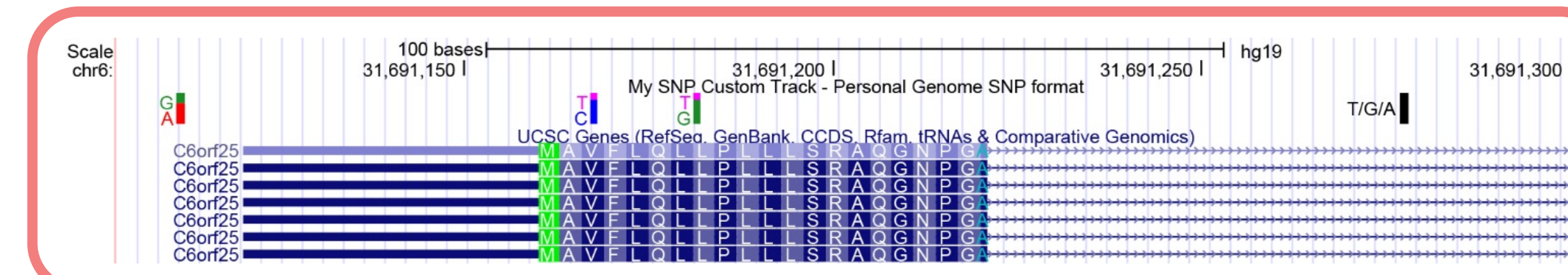
## Variant Annotation Integrator

### Determines molecular consequence of variants

Configurable using different annotation sets (genesets, regulation, etc)

1. Upload file in pgSNP format (or post VCF file on the Web)

```
track type=pgSnp db=hg19 name="pgSnp"
description="My SNP Custom Track -- Personal Genome SNP format"
visibility=pack
# pgSNP format:
# chrom chromStart chromEnd name alleleCount alleleFreq alleleScores
chr6 31691111 31691112 G/A 2 30,60 90,70
chr6 31691167 31691168 T/C 2 20,70 90,70
chr6 31691181 31691182 T/G 2 20,70 90,70
chr6 31691277 31691278 T/G/A 3 9,60,7 80,80,30
```



Uploaded Variation	Location	Allele	Gene	Feature	Consequence	Position in cDNA	Position in CDS	Position in protein	Amino acid change	Codon change	Co-located Variation	Extra	
chr6_31691168_T/C	chr6:31691168	C	C6orf25	ENST00000375809.2	Transcript	missense_variant	19	8	3	V/A	gTgGcG	rs76166196	SIFT-D(0.000000), PP2HWAR-D(0.952), PP2KCRV-D(0.951), EXON=15
chr6_31691168_T/C	chr6:31691168	C	DDA42	ENST00000375789.2	Transcript	downstream_gene_variant	-	-	-	-	rs76166196	DISTANCE=3647	
chr6_31691168_T/C	chr6:31691168	C	DDA42	ENST00000480013.1	Transcript	downstream_gene_variant	-	-	-	-	rs76166196	DISTANCE=3647	
chr6_31691168_T/C	chr6:31691168	C	DDA42	ENST00000375787.2	Transcript	downstream_gene_variant	-	-	-	-	rs76166196	DISTANCE=3647	
chr6_31691168_T/C	chr6:31691168	C	DDA42	ENST00000375792.3	Transcript	downstream_gene_variant	-	-	-	-	rs76166196	DISTANCE=3647	
chr6_31691182_T/G	chr6:31691182	T	D1608C	ENST00000495839.1	Transcript	upstream_gene_variant	-	-	-	-	-	DISTANCE=1726	
chr6_31691182_T/G	chr6:31691182	T	L1606C1	ENST00000375919.2	Transcript	upstream_gene_variant	-	-	-	-	-	DISTANCE=1560	
chr6_31691182_T/G	chr6:31691182	T	C6orf25	ENST00000480039.1	Transcript	synonymous_variant	62	22	6	L/L	ChaTa	EXON=15	
chr6_31691182_T/G	chr6:31691182	G	C6orf25	ENST00000480039.1	Transcript	missense_variant	62	22	6	L/V	ChaGa	SIFT-D(0.000000), PP2HWAR-D(0.952), PP2KCRV-D(0.959), EXON=15	
chr6_31691182_T/G	chr6:31691182	T	C6orf25	ENST00000375810.4	Transcript	synonymous_variant	62	22	6	L/L	ChaTa	EXON=15	
chr6_31691182_T/G	chr6:31691182	G	C6orf25	ENST00000375810.4	Transcript	missense_variant	62	22	6	L/V	ChaGa	SIFT-D(0.000000), PP2HWAR-D(0.952), PP2KCRV-D(0.959), EXON=15	
chr6_31691182_T/G	chr6:31691182	T	C6orf25	ENST00000375805.2	Transcript	synonymous_variant	36	22	6	L/L	ChaTa	EXON=15	
chr6_31691182_T/G	chr6:31691182	G	C6orf25	ENST00000375805.2	Transcript	missense_variant	36	22	6	L/V	ChaGa	SIFT-D(0.000000), PP2HWAR-D(0.952), PP2KCRV-D(0.959), EXON=15	

## Future Directions

### New Data Integrator

E.g., All SNPs in a chosen group of genes. An expansion of Table Browser, the Data Integrator will allow you to keep both the gene names and the SNP names that go with them.

### Exon-only display

Slices the genome into a display showing only exons.

... or showing alt-sequences from hg38

... or chromosome rearrangements

## More Information

Click "**Help**" link (upper right) to get tool-specific help pages.

Click the "**Contact Us**" link (lower left of home page) to **search** for answers in the mailing-list archives, or email your question to [genome@soe.ucsc.edu](mailto:genome@soe.ucsc.edu), our actively monitored public list.

OpenHelix provides free training material:  
[http://www.openhelix.com/downloads/ucsc/ucsc\\_home.shtml](http://www.openhelix.com/downloads/ucsc/ucsc_home.shtml).

New! YouTube channel: [UCSC Genome Browser](https://www.youtube.com/channel/UCSCGenomeBrowser)

[@GenomeBrowser](https://www.youtube.com/channel/UCSCGenomeBrowser) [GenomeBrowser](https://www.youtube.com/channel/UCSCGenomeBrowser)

workshops:

<http://genome.ucsc.edu/training>

Download this poster: <http://bit.ly/acmg2015>

## Acknowledgements

- This work was funded by National Human Genome Research Institute (3 U41 HG002371-14 to UCSC Center for Genomic Science).
- UC Santa Cruz Genomics Institute, University of California Santa Cruz (UCSC). Santa Cruz, CA, 95064, USA.

## Reference

The UCSC Genome Browser Database: 2015 update.

Rosenbloom KR, Armstrong J, Barber GP, Casper J, Clawson H, Diekhans M, Dreszer TR, Fujita PA, Guruvadoo L, Haeussler M, Harte RA, Heitner S, Hickey G, Hinrichs AS, Hubley R, Karolchik D, Learned K, Lee BT, Li CH, Miga KH, Nguyen N, Paten B, Raney BJ, Smit AF, Speir ML, Zweig AS, Haeussler D, Kuhn RM, Kent WJ. *Nucleic Acids Res.* 2015 Jan 28;43(Database issue):D670-81. doi: 10.1093/nar/gku1177. Epub 2014 Nov 26. PMID: [25428374](https://pubmed.ncbi.nlm.nih.gov/25428374/)